Multiple District 21

As of October 2026 Cumulative

Year	New Clubs	Dropped Clubs	Gain/ Loss Clubs	New Members	Charter Members	Reinstate Members	Transfer Members	Total Member Added	Total Members Dropped	Gain/ Loss Members
2022-2023	1	6	-5	309	31	27	30	397	480	-83
2023-2024	8	3	5	380	166	52	39	637	451	186
2024-2025	4	9	-5	348	90	44	53	535	523	12
2025-2026	5	2	3	518	103	38	70	729	619	110
2026-2027	1	2	-1	97	25	15	8	145	110	35
Average	**4**	**4**	**-1**	**330**	**83**	**35**	**40**	**489**	**437**	**52**

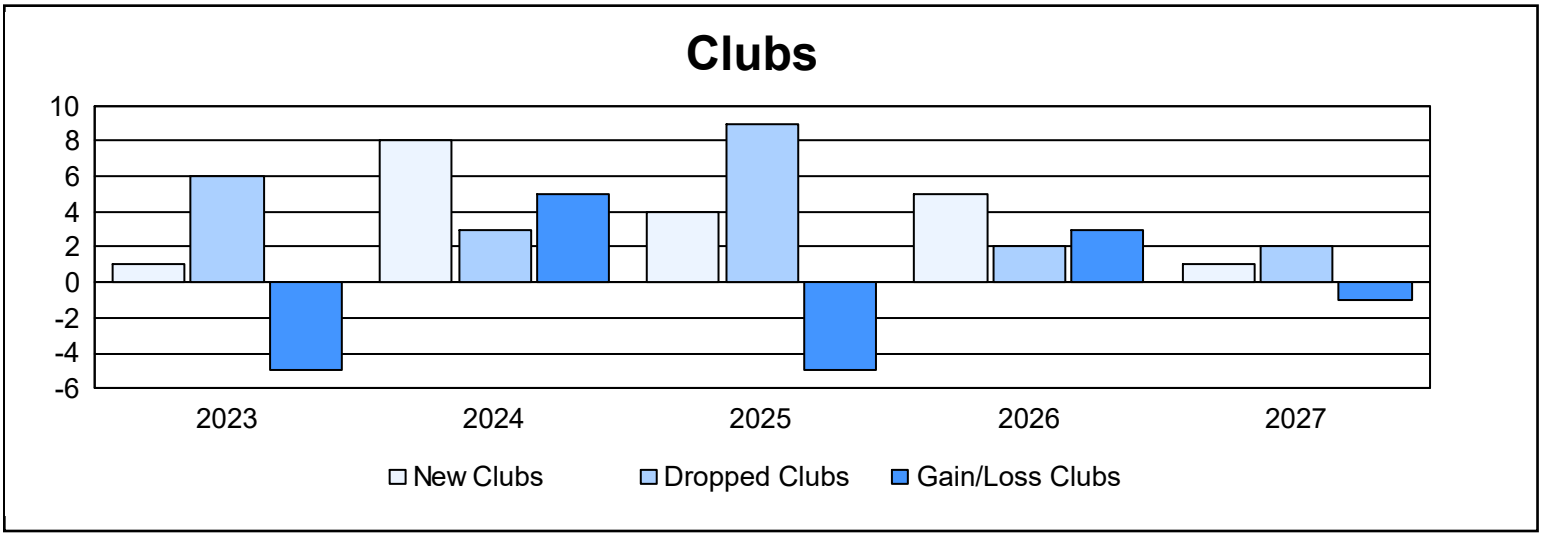

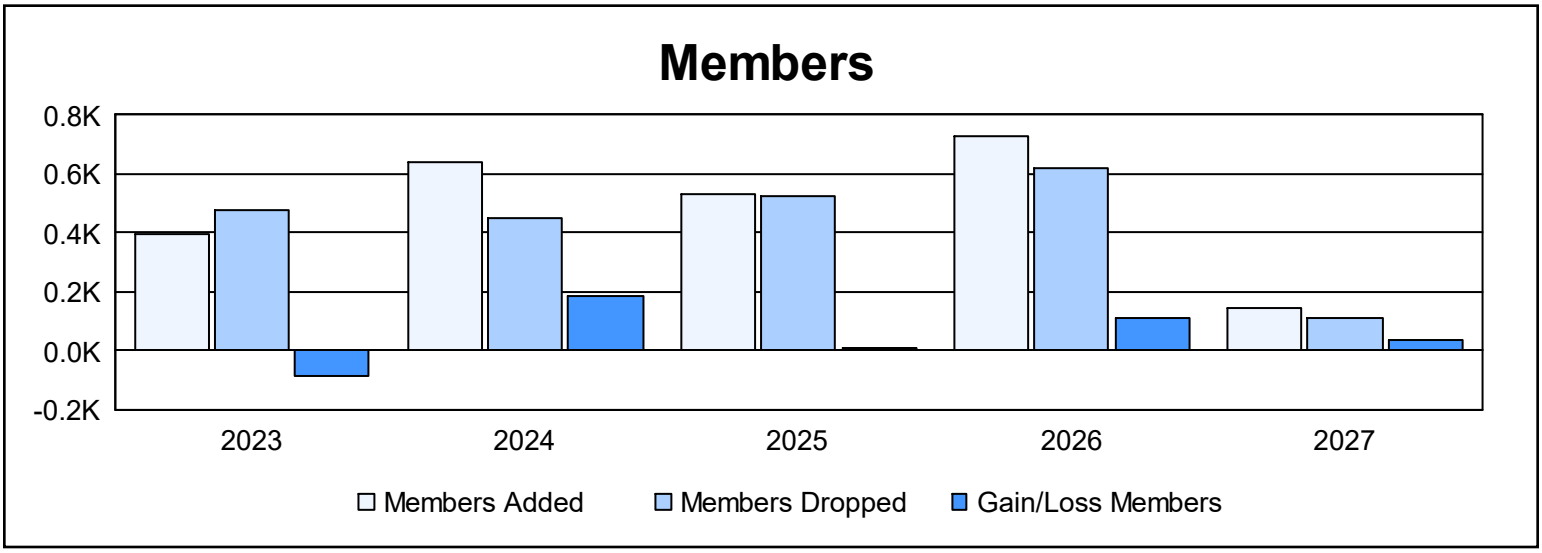

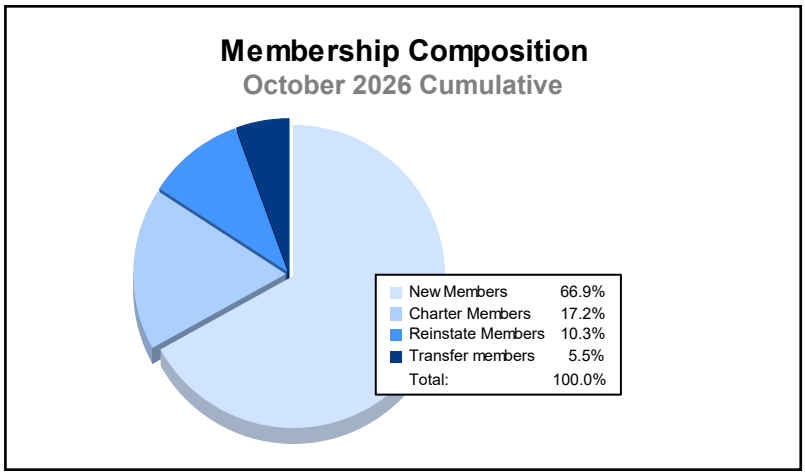
Membership Composition
October 2026 Cumulative
New Members 66.9%
Charter Members 17.2%
Reinstate Members 10.3%
Transfer members 5.5%
Total: 100.0%

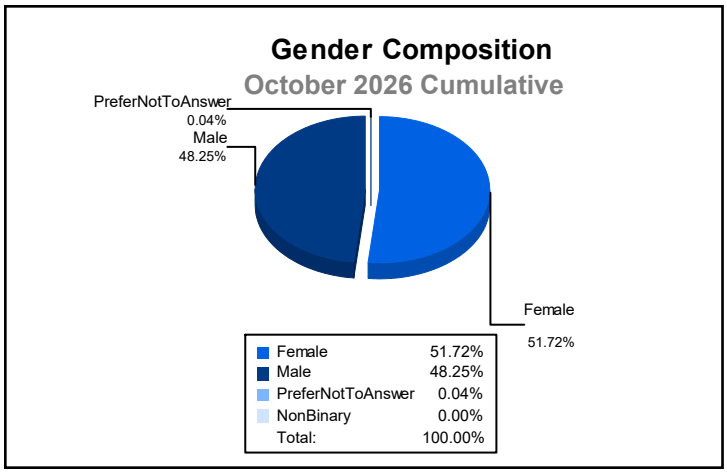
Gender Composition
October 2026 Cumulative
PreferNotToAnswer
0.04%
Male
48.25%
Female
51.72%
Female 51.72%
Male 48.25%
PreferNotToAnswer 0.04%
NonBinary 0.00%
Total: 100.00%